

# Staying connected with WhatsApp



## Using an Android (Google) phone or tablet

You can still speak to your family and friends when you cannot be with them. This includes people overseas. You can do this on your android (Google) smartphone or tablet using 'WhatsApp'.

On 'WhatsApp' you can:

- Send a message to a group of people (this is called a 'group chat')
- Call and see another person (this is called a 'video call')

## Group chats



A 'group chat' is when a group of people can message each other on the internet all at once. It is like sitting together and having a conversation, but it is all done on the internet. Other people can't join in unless they are invited.

You can set up lots of 'group chats' with different groups of people. A group can be your family, church group, activity group, friends, neighbours and others.



Go to your home screen and find the WhatsApp symbol.



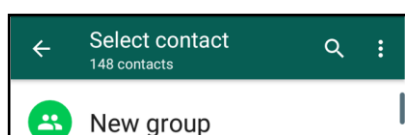
Tap on the symbol to open WhatsApp



Go to 'CHATS' at the top of the screen.

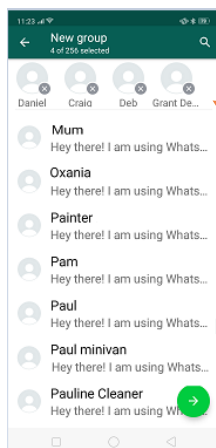


Tap on this symbol at the bottom of the screen



Tap on 'New group'

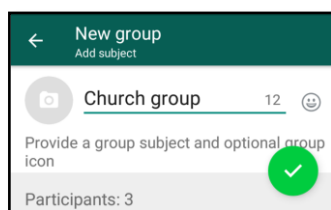
## Staying connected with WhatsApp



You will see a list of people that are already in your phone. Tap on all the people you want in your group.

The people you have chosen will show at the top of your screen.

When you are done tap on the green arrow at the bottom of the screen



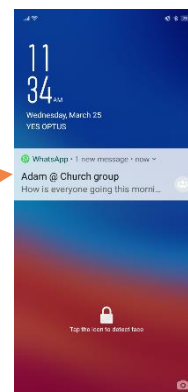
You can choose a name for the group. Everyone in the group will see this name.

Tap on the green tick when you are finished.



Your group can now send each other messages. You can see when people type new messages. You can reply now or later.

If you have closed WhatsApp, you will get a message on your phone or tablet if someone in the group says something new.



You can get back to the 'group chat' by clicking on the message, or you can just open WhatsApp again.

## Video call




You can 'video call' from your mobile phone or tablet using WhatsApp. You will see the face of the person you are calling if they have a camera on their phone. You will hear their voice. They will also see and hear you. You can do this with 3 other people at once.


## Video calling one person





Tap on 'CALLS'

Tap on  to find the person you want.

## Staying connected with WhatsApp




Tap on the  next to the person you want to video call.

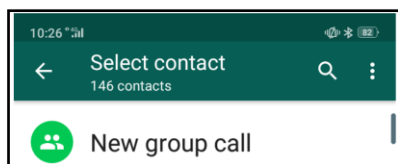
When you are finished just hang up 

### Video calling up to 3 people

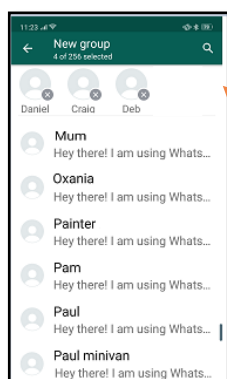


Tap on 'CALLS'

If you want to 'group chat' then tap on  at the bottom of the screen.



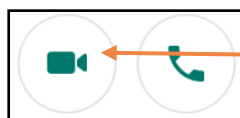
Tap on 'New group call'.



Now choose the people you want to call.

You will see a list of people that are already in your phone. Tap on all the people you want in your group.

The people you have chosen will show at the top of your screen. You cannot choose more than 3 people



When you have chosen your group tap on the video symbol at the top of your screen to start your 'video call'

When you are finished just hang up 